


(I) (a) Statement showing Shareholding Pattern

<b>Name of the Company:</b>		<b>SUMMIT SECURITIES LIMITED</b>	
<b>Scrip Code, Name of the scrip, class of security:</b>		BSE : 533306 / NSE : SUMMITSEC	
<b>Quarter ended:</b>		29th June, 2013	
<b>Partly paid-up shares:-</b>	<b>No. of partly paid-up shares</b>	<b>As a % of total no. of partly paid-up shares</b>	<b>As a % of total no. of shares of the company</b>
Held by Promoter / Promoters Group	Not Applicable		
Held by public	Not Applicable		
<b>Total</b>	Not Applicable		
<b>Outstanding convertible securities:-</b>	<b>No. of outstanding securities</b>	<b>As a % of total No. of outstanding convertible securities</b>	<b>As a % of total no. of shares of the company, assuming full conversion of the convertible securities</b>
Held by Promoter / Promoters Group	Not Applicable		
Held by public	Not Applicable		
<b>Total</b>	Not Applicable		
<b>Warrants:-</b>	<b>No. of warrants</b>	<b>As a % of total no. of warrants</b>	<b>As a % of total no. of shares of the company, assuming full conversion of warrants</b>
Held by Promoter / Promoters Group	Not Applicable		
Held by public	Not Applicable		
<b>Total</b>	Not Applicable		
<b>Total paid-up capital of the company assuming full conversion of warrants and convertible securities</b>		<b>Not Applicable</b>	

Category code	Category of Shareholder	Number of shareholders	Total number of shares	Number of shares held in dematerialised form	Total Shareholding as a percentage of total number of shares		Shares pledged or otherwise encumbered	
					As a percentage of (A+B) (VI)	As a percentage of (A+B+C) (VII)	Number of shares (VIII)	As a percentage (VIII)/(IV)*100
(I)	(II)	(III)	(IV)	(V)	(VI)	(VII)	(VIII)	(IX)
<b>(A)</b>	<b>Shareholding of Promoter and Promoter Group</b>							
<b>(1)</b>	<b>Indian</b>							
(a)	Individuals / Hindu Undivided Family	4	3682	3682	2.28	2.28	0	0.00
(b)	Central Government / State Governments(s)	0	0	0	0.00	0.00		
(c)	Bodies Corporate	13	7570256	7570256	69.45	69.45		
(d)	Financial Institutions / Banks	0	0	0	0.00	0.00		
(e)	Any Other	1	245455	245455	2.25	2.25		
	<b>Sub-Total (A) (1)</b>	<b>18</b>	<b>7819393</b>	<b>7819393</b>	<b>71.73</b>	<b>71.73</b>	<b>0</b>	<b>0.00</b>
<b>(2)</b>	<b>Foreign</b>							
(a)	Individuals (Non-Resident Individuals / Foreign Individuals)	0	0	0	0.00	0.00		
(b)	Bodies Corporate	0	0	0	0.00	0.00		
(c)	Institutions	0	0	0	0.00	0.00		
(d)	Qualified Foreign Investor	0	0	0	0.00	0.00		
(e)	Any Other (specify)	0	0	0	0.00	0.00		
	<b>Sub-Total (A) (2)</b>	<b>0</b>	<b>0</b>	<b>0</b>	<b>0.00</b>	<b>0.00</b>	<b>0</b>	<b>0</b>
	<b>Total Shareholding of Promoter and Promoter Group (A) = (A)(1)+(A)(2)</b>	<b>18</b>	<b>7819393</b>	<b>7819393</b>	<b>71.73</b>	<b>71.73</b>	<b>0</b>	<b>0.00</b>
<b>(B)</b>	<b>Public Shareholding</b>						N.A.	N.A.
<b>(1)</b>	<b>Institutions</b>							
(a)	Mutual Funds / UTI	61	88513	86695	0.82	0.82	-	-
(b)	Financial Institutions / Banks	69	1017	460	0.01	0.01	-	-
(c)	Central Government / State Governments(s)	2	538	0	0.00	0.00	-	-
(d)	Venture Capital Funds	0	0	0	0.00	0.00	-	-
(e)	Insurance Companies	8	408855	408850	3.75	3.75	-	-
(f)	Foreign Institutional Investors	64	2599	149	0.02	0.02	-	-
(g)	Foreign Venture Capital Investors	0	0	0	0.00	0.00	-	-
(h)	Qualified Foreign Investor	0	0	0	0.00	0.00	-	-
(i)	Any Other	0	0	0	0.00	0.00	-	-
	<b>Sub-Total (B) (1)</b>	<b>204</b>	<b>501522</b>	<b>496154</b>	<b>4.60</b>	<b>4.60</b>	<b>N.A.</b>	<b>N.A.</b>
<b>(2)</b>	<b>Non-institutions</b>							
(a)	Bodies Corporate	1028	577522	564190	5.30	5.30	-	-
(b)	Individuals -							
i	Individual shareholders holding nominal share capital upto Rs. 1 lakh	85246	1726896	1594224	15.84	15.84	-	-
ii	Individual shareholders holding nominal share capital in excess of Rs. 1 lakh	9	176856	176856	1.62	1.62	-	-
(c)	Qualified Foreign Investor	0	0	0	0.00	0.00	-	-
(d)	Any Other (Trusts)	11	229	229	0.00	0.00	-	-
	(Directors & Relatives)	5	179	78	0.00	0.00	-	-
	(Foreign Company)	5	99184	62	0.91	0.91	-	-
	<b>Sub-total (B) (2)</b>	<b>86304</b>	<b>2580866</b>	<b>2335639</b>	<b>23.67</b>	<b>23.67</b>	<b>-</b>	<b>-</b>
	<b>Total Public Shareholding (B) = (B)(1)+(B)(2)</b>	<b>86508</b>	<b>3082388</b>	<b>2831793</b>	<b>28.27</b>	<b>28.27</b>	<b>N.A.</b>	<b>N.A.</b>
	<b>TOTAL (A)+(B)</b>	<b>86526</b>	<b>10901781</b>	<b>10651186</b>	<b>100.00</b>	<b>100.00</b>	<b>N.A.</b>	<b>N.A.</b>
<b>(C)</b>	<b>Shares held by Custodians and against which Depository Receipts have been issued</b>							
		0	0	0	0.00	0.00		
	<b>GRAND TOTAL (A)+(B)+(C)</b>	<b>86526</b>	<b>10901781</b>	<b>10651186</b>	<b>100.00</b>	<b>100.00</b>	<b>N.A.</b>	<b>N.A.</b>

S.R. GOSL



(II)(b) **Statement showing holding of securities (including shares, warrants, convertible securities) of persons belonging to the category "Promoter and Promoter Group"**  
 Name of the Company : Summit Securities Limited  
 Scrip Code : BSE : 533306 / NSE : SUMMITSEC  
 29th June, 2013

Sr. No.	Name of the shareholder	Details of Shares held		Encumbered shares (*)			Details of Shares held		Details of convertible securities		Total shares (including underlying shares assuming full conversion of warrants and convertible securities) as a % of diluted share capital
		Number	As a % of grand total (A)+(B)+(C)	No.	As a percentage	As a % of grand total (A) + (B) + (C) of sub-clause (I)(a)	Number of warrants held	As a % total number of warrants of the same class	Number of convertible securities held	As a % total number of convertible securities of the same class	
(I)	(II)	(III)	(IV)	(V)	(VI) = (V) / (III) * 100	(VII)	(VIII)	(IX)	(X)	(XI)	(XII)
					NIL						0.01
		1,318	0.01		NIL						0.01
1	ANANT VARDHAN GOENKA	653	0.01		NIL						0.01
2	HARSH VARDHAN GOENKA	1,500	0.01		NIL						0.00
3	HARSH VARDHAN GOENKA	211	0.00		NIL						2.25
4	RAMA PRASAD GOENKA	245455	2.25		NIL						0.64
5	SURESH MATHEW	69,815	0.64		NIL						3.04
6	STEL HOLDINGS LTD	331168	3.04		NIL						0.04
7	INSTANT HOLDINGS LTD	4,472	0.04		NIL						12.01
8	INSTANT HOLDINGS LTD	2285	0.02		NIL						6.94
9	JUBILEE INVESTMENTS & INDUSTRIES LTD#	1,309,800	12.01		NIL						2.67
10	PETROCHEM INTERNATIONAL LTD *	756,450	6.94		NIL						8.41
11	SWALLOW ASSOCIATES LIMITED				NIL						2.20
	RPG CELLULAR INVESTMENTS & HOLDINGS PVT LTD. *	290799	2.67		NIL						11.34
12	PVT LTD. *	816,513	8.41		NIL						19.28
13	SWALLOW ASSOCIATES LTD **	238,559	2.20		NIL						1.65
14	SWALLOW ASSOCIATES LTD **	1,236,669	11.34		NIL						71.73
15	SWALLOW ASSOCIATES LTD **	2,100,000	19.28		NIL						
16	SWALLOW ASSOCIATES LTD **	179,708	1.65		NIL						
17	CARNIVAL INVESTMENTS LTD	134,218	1.23		NIL						
18	CARNIVAL INVESTMENTS LTD	7,819,393	71.73		NIL						
	<b>TOTAL</b>										

# Jubilee Investments & Industries Limited has been merged with RPG Cellular Investments & Holdings Private Limited in the year 2009

\* RPG Cellular Investments & Holdings Pvt. Ltd. and Petrochem International Ltd. have merged with Swallow Associates Limited vide the Scheme of Arrangement and Amalgamation of Blue Niles Holdings Ltd., Kastrel Investments Ltd., Petrochem International Ltd., RPG Cellular Investments & Holdings Pvt. Ltd., South Asia Electricity Holdings Ltd. with Swallow Associates Limited approved by the Hon'ble High Court of Judicature at Bombay on February 10, 2012 and the same became effective on March 27, 2012.

\*\* Swallow Associates Limited has been converted into a Limited Liability Partnership with effect from October 31, 2012 and since then is known as Swallow Associates LLP.

(\*) The term "encumbrance" has the same meaning as assigned to it in regulation 28(3) of the SAST Regulations, 2011


(II)(c)(i) **Statement showing holding of securities (including shares, warrants, convertible securities) of persons belonging to the category "Public" and holding more than 1% of the total number of shares**

Sr. No.	Name of the shareholder	Number of shares held	Shares as a percentage of total number of shares (i.e., Grand Total (A)+(B)+(C) indicated in Statement at para (I)(a) above)	Details of warrants		Details of convertible securities		Total shares (including underlying shares assuming full conversion of warrants and convertible securities) as a % of diluted share capital
				Number of warrants held	As a % total number of warrants of the same class	Number of convertible securities held	% w.r.t total number of convertible securities of the same class	
								2.73
1	LIFE INSURANCE CORPORATION OF INDIA	297,147	2.73					1.44
2	PROGRESSIVE STAR FINANCE PRIVATE LIMITED	156,500	1.44					4.17
	<b>TOTAL</b>	453,647	4.17					

(II)(c)(ii) **Statement showing holding of securities (including shares, warrants, convertible securities) of persons (together with PAC) belonging to the category "Public" and holding more than 5% of the total number of shares of the company**

Sr. No.	Name(s) of the shareholder(s) and the Persons Acting in Concert (PAC) with them	Number of shares	Shares as a percentage of total number of shares (i.e., Grand Total (A)+(B)+(C) indicated in Statement at para (I)(a) above)	Details of warrants		Details of convertible securities		Total shares (including underlying shares assuming full conversion of warrants and convertible securities) as a % of diluted share capital
				Number of warrants	As a % total number of warrants of the same class	Number of convertible securities held	% w.r.t total number of convertible securities of the same class	
1	N.A.							
	<b>TOTAL</b>							

S.R. GOSL



(ii) (d) Statement showing details of locked-in shares

Sr. No.	Name of the shareholder	Number of locked-in shares	Locked-in shares as a percentage of total number of shares (i.e., Grand Total (A)+(B)+(C) Indicated in statement at para (i)(a) above)	Promoter / Promoter Group / Public
		1309600	12.01	Promoter
1	PETROCHEM INTERNATIONAL LTD	200	0.00	Public
2	V K Gupta	100	0.00	Public
3	Sharad Sinha	100	0.00	Public
4	R C Agarwala	100	0.00	Public
5	V K Anand	100	0.00	Public
6	Suresh Mathew	100	0.00	Public
7	H. N. Singh Rajpoot	100	0.00	Promoter
8	L V H Rao	2,100,000	19.26	Promoter
9	SWALLOW ASSOCIATES LIMITED	700,000	6.42	Promoter
10	SWALLOW ASSOCIATES LIMITED	858,400	7.97	Promoter
11	SWALLOW ASSOCIATES LIMITED			
	TOTAL	4,676,600	45.66	


(iii) (a) Statement showing details of Depository Receipts (DRs)

Sr. No.	Type of outstanding DR (ADRs, GDRs, SDRs, etc.)	Number of	Number of Shares	Shares underlying outstanding DRs as a
1	N.A.			
2				
	TOTAL			

(iii) (b) Statement showing holding of Depository Receipts (DRs), where underlying shares held by 'Promoter / Promoter Group' are in excess of 1% of the total number of shares

Sr. No.	Name of the DR Holder	Type of outstanding	Number of Shares	Shares underlying outstanding DRs as a
1	N.A.			
2				
	TOTAL			

S. R. GOSL



(III) (a) Statement showing the voting pattern of shareholders, if more than one class of shares / securities is issued by the issuer.

Category code (I)	Category of Shareholder (II)	Number of Voting Rights held in each class of securities			Total Voting Rights (III+IV+V) (VI)	Total Voting Rights i.e. (VI)	
		Class X Equity (III)	Class Y (IV)	Class Z (V)		As a percentage of (A+B) (VII)	As a percentage of (A+B+C) (VIII)
(A)	Shareholding of Promoter and Promoter Group		NA	NA			
(1)	Indian				3682	2.28	2.28
(a)	Individuals / Hindu Undivided Family	3682					
(b)	Central Government / State Governments(s)	0			0	0.00	0.00
(c)	Bodies Corporate	7570256			7570256	69.45	69.45
(d)	Financial Institutions / Banks	0			0	0.00	0.00
(e)	Any Other (specify)	245455			245455	2.25	2.25
	<b>Sub-Total (A) (1)</b>	<b>7819393</b>	<b>0</b>	<b>0</b>	<b>7819393</b>	<b>71.73</b>	<b>71.73</b>
(2)	Foreign		NA	NA			
(a)	Individuals (Non-Resident Individuals / Foreign Individuals)	0			0	0.00	0.00
(b)	Bodies Corporate	0			0	0.00	0.00
(c)	Institutions	0			0	0.00	0.00
(d)	Qualified Foreign Investor	0			0	0.00	0.00
(e)	Any Other (specify)	0			0	0.00	0.00
	<b>Sub-Total (A) (2)</b>	<b>0</b>	<b>0</b>	<b>0</b>	<b>0</b>	<b>0.00</b>	<b>0.00</b>
	<b>Total Shareholding of Promoter and Promoter Group (A) = (A)(1)+(A)(2)</b>	<b>7819393</b>	<b>0</b>	<b>0</b>	<b>7819393</b>	<b>71.73</b>	<b>71.73</b>
(B)	Public Shareholding		NA	NA			
(1)	Institutions				88513	0.82	0.82
(a)	Mutual Funds / UTI	88513			1017	0.01	0.01
(b)	Financial Institutions / Banks	1017					
(c)	Central Government / State Governments(s)	538			538	0.00	0.00
(d)	Venture Capital Funds	0			0	0.00	0.00
(e)	Insurance Companies	408855			408855	3.75	3.75
(f)	Foreign Institutional Investors	2599			2599	0.02	0.02
(g)	Foreign Venture Capital Investors	0			0	0.00	0.00
(h)	Qualified Foreign Investor	0			0	0.00	0.00
(i)	Any Other (specify)	0			0	0.00	0.00
	<b>Sub-Total (B) (1)</b>	<b>501522</b>	<b>0</b>	<b>0</b>	<b>501522</b>	<b>4.60</b>	<b>4.60</b>
(2)	Non-Institutions		NA	NA			
(a)	Bodies Corporate	577522			577522	5.30	5.30
(b)	Individuals -						
i	Individual shareholders holding nominal share capital upto Rs. 1 lakh	1726896			1726896	15.84	15.84
ii	Individual shareholders holding nominal share capital in excess of Rs. 1 lakh	176856			176856	1.62	1.62
(c)	Qualified Foreign Investor	0			0	0.00	0.00
(d)	Any Other (specify)	229			229	0.00	0.00
i	Trusts	179			179	0.00	0.00
ii	Directors & their relatives	99184			99184	0.91	0.91
iii	Foreign Company	0			0	0.00	0.00
	<b>Sub-total (B) (2)</b>	<b>2580866</b>	<b>0</b>	<b>0</b>	<b>2580866</b>	<b>23.67</b>	<b>23.67</b>
	<b>Total Public Shareholding (B) = (B)(1)+(B)(2)</b>	<b>3082388</b>	<b>0</b>	<b>0</b>	<b>3082388</b>	<b>28.27</b>	<b>28.27</b>
	<b>TOTAL (A)+(B)</b>	<b>10901781</b>	<b>0</b>	<b>0</b>	<b>10901781</b>	<b>100.00</b>	<b>100.00</b>
(C)	Shares held by Custodians and against which Depository Receipts have been issued		NA	NA	0	0.00	0.00
	<b>GRAND TOTAL (A)+(B)+(C)</b>	<b>10901781</b>	<b>0</b>	<b>0</b>	<b>10901781</b>	<b>100.00</b>	<b>100.00</b>

\* Out of 7570256 shares, 335,640 shares do not carry voting rights.

S. R. G. S. L.

